

PRODUCT INDEX





















The Twin Ferrule Compression Fitting was developed to satisfy the stringent needs of a vast range of industries operating in the most exacting environments and conditions.

The range of Twin Ferrule Compression Fittings are manufactured in 316 stainless steel and are ideal for use in petrochemical, instrumentation, offshore, pharmaceutical, food processing and manufacturing.

Pirtek stocks union elbows and tees, male and female connectors with BSPT, BSPP, metric, imperial and NPT threads, caps, plugs, nuts, ferrules, crosses, bulkheads, adaptors, reducers, branch and run tees, ball valves and needle valves.

Approvals

- Lloyds type approval to BS part 4
- Lloyds general approval for classified installations
- TUV type approval
- AF Kontroll design approval
- British Gas
- British Petroleum
- British Nuclear Fuels
- Shell
- Texaco
- CEGB
- Powergen
- European Gas Turbines
- American Bureau of Shipping

	Series	Page		Series	Page
	Metric Series Male Connector - NPT	SS/MMC-NPT 330		Imperial Series Reducing Connector	SS/IRC 333
	Metric Series Male Connector - BSPT	SS/MMC 330		Imperial Series Equal Tee Connector	SS/IT 333
	Metric Series Female Connector - BSPT	SS/MFC 330		Imperial Series Male Branch Tee - NPT	SS/IMBT 333
	Metric Series Reducer Adaptor	SS/MRA 330		Imperial Series Male Run Tee - NPT	SS/IMRT 333
	Metric Series Reducer Adaptor - Metric x Imperial	SS/MRA 330		Imperial Series Tube Plug	SS/ITP 333
	Metric Series Bulkhead Connector	SS/MBH 330		Imperial Series Tube Cap	SS/ITC 333
	Metric Series Straight Connector	SS/MSC 330		Imperial Series Equal Elbow	SS/IE 333
	Metric Series Reducing Connector	SS/MRC 330		Imperial Series Male Stud Elbow - NPT	SS/IME 333
	Metric Series Equal Tee Connector	SS/MT 331		Imperial Series Front Ferrule	SS/IFF 334
	Metric Series Male Branch Tee - NPT	SS/MMBT 331		Imperial Series Back Ferrule	SS/IBF 334
	Metric Series Male Run Tee - NPT	SS/MMRT 331		Imperial Series Nut	SS/IN 334
	Metric Series Tube Plug	SS/MTP 331		Imperial Series Cross Coupling	SS/IC 334
	Metric Series Tube Cap	SS/MTC 331			
	Metric Series Equal Elbow	SS/ME 331			
	Metric Series Male Stud Elbow - BSPT	SS/MME 331			
	Metric Series Front Ferrule	SS/MFF 331			
	Metric Series Back Ferrule	SS/MBF 331			
	Metric Series Nut	SS/MN 331			
	Metric Series Cross Coupling	SS/MC 332			
	Imperial Series Male Connector - NPT	SS/IMC-NPT 332			
	Imperial Series Male Connector - BSPT	SS/IMC 332			
	Imperial Series Female Connector - NPT	SS/IFC 332			
	Imperial Series Reducer Adaptor	SS/IRA 332			
	Imperial Series Bulkhead Connector	SS/IBH 332			
	Imperial Series Straight Connector	SS/ISC 333			

For Technical Data please see Section 9

Metric Series Male Connector - NPT



Part Number	Tube O.D. (mm)	Male Thread NPT
SS/MMC-04-1/8NPT	4	1/8
SS/MMC-04-1/4NPT	4	1/4
SS/MMC-06-1/8NPT	6	1/8
SS/MMC-06-1/4NPT	6	1/4
SS/MCC-06-3/8NPT	6	3/8
SS/MCC-08-1/8NPT	8	1/8
SS/MMC-08-1/4NPT	8	1/4
SS/MMC-08-3/8NPT	8	3/8
SS/MMC-08-1/2NPT	8	1/2
SS/MMC-10-1/8NPT	10	1/8
SS/MMC-10-1/4NPT	10	1/4
SS/MMC-10-3/8NPT	10	3/8
SS/MMC-10-1/2NPT	10	1/2
SS/MMC-12-1/4NPT	12	1/4
SS/MMC-12 3/8NPT	12	3/8
SS/MMC-12 1/2NPT	12	1/2
SS/MMC-12-3/4NPT	12	3/4
SS/MMC-15-1/2NPT	15	1/2

Metric Series Reducer Adaptor



Part Number	Tube O.D. (mm)
SS/MRA-06-08	6-8
SS/MRA-06-10	6-10
SS/MRA-06-12	6-12
SS/MRA-08-06	8-6
SS/MRA-08-10	8-10
SS/MRA-08-12	8-12
SS/MRA-10-06	10-6
SS/MRA-10-12	10-12
SS/MRA-12-06	12-6
SS/MRA-12-10	12-10
SS/MRA-12-16	12-16
SS/MRA-12-18	12-18

2.6

Metric Series Male Connector - BSPT



Part Number	Tube O.D. (mm)	Male Thread BSPT
SS/MMC-04-1/8	4	1/8
SS/MMC-04-1/4	4	1/4
SS/MMC-06-1/8	6	1/8
SS/MMC-06-1/4	6	1/4
SS/MMC-06-3/8	6	3/8
SS/MMC-08-1/8	8	1/8
SS/MMC-08-1/4	8	1/4
SS/MMC-08-3/8	8	3/8
SS/MMC-08-1/2	8	1/2
SS/MMC-10-1/8	10	1/8
SS/MMC-10-1/4	10	1/4
SS/MMC-10-3/8	10	3/8
SS/MMC-10-1/2	10	1/2
SS/MMC-12-1/4	12	1/4
SS/MMC-12-3/8	12	3/8
SS/MMC-12-1/2	12	1/2
SS/MMC-12-3/4	12	3/4
SS/MMC-15-1/2	15	1/2

Metric Series Reducer Adaptor - Metric x Imperial



Part Number	Tube O.D. (mm)	Tube O.D. (ins)
SS/MRA-06-1/4	6	1/4
SS/MRA-06-3/8	6	3/8
SS/MRA-06-1/2	6	1/2
SS/MRA-08-3/8	8	3/8
SS/MRA-08-1/2	8	1/2
SS/MRA-10-3/8	10	3/8
SS/MRA-10-1/2	10	1/2
SS/MRA-12-1/2	12	1/2

Metric Series Bulkhead Connector



Part Number	Tube O.D. (mm)
SS/MBH-04	4
SS/MBH-06	6
SS/MBH-08	8
SS/MBH-10	10
SS/MBH-12	12
SS/MBH-15	15

Metric Series Straight Connector



Part Number	Tube O.D. (mm)
SS/MSC-04	4
SS/MSC-06	6
SS/MSC-08	8
SS/MSC-10	10
SS/MSC-12	12
SS/MSC-15	15

Metric Series Female Connector - BSPT



Part Number	Tube O.D. (mm)	Female Thread BSPT
SS/MFC-04-1/8	4	1/8
SS/MFC-06-1/8	6	1/8
SS/MFC-06-1/4	6	1/4
SS/MFC-06-3/8	6	3/8
SS/MFC-06-1/2	6	1/2
SS/MFC-08-1/8	8	1/8
SS/MFC-08-1/4	8	1/4
SS/MFC-08-3/8	8	3/8
SS/MFC-08-1/2	8	1/2
SS/MFC-10-1/8	10	1/8
SS/MFC-10-1/4	10	1/4
SS/MFC-10-3/8	10	3/8
SS/MFC-10-1/2	10	1/2
SS/MFC-12-1/8	12	1/8
SS/MFC-12-1/4	12	1/4
SS/MFC-12-3/8	12	3/8
SS/MFC-12-1/2	12	1/2
SS/MFC-12-3/4	12	3/4
SS/MFC-15-1/2	15	1/2

Metric Series Reducing Connector



Part Number	Tube O.D. (mm)
SS/MRC-06-03	6-3
SS/MRC-06-04	6-4
SS/MRC-08-06	8-6
SS/MRC-10-06	10-6
SS/MRC-10-08	10-8
SS/MRC-12-06	12-6
SS/MRC-12-08	12-8
SS/MRC-12-10	12-10
SS/MRC-16-12	16-12
SS/MRC-25-18	25-18
SS/MRC-25-20	25-20

Rigid Tube and Couplings

TWIN FERRULE TUBE COUPLINGS

Metric Series Equal Tee Connector

Part Number	Tube O.D. (mm)
SS/MT-04	4
SS/MT-06	6
SS/MT-08	8
SS/MT-10	10
SS/MT-12	12
SS/MT-15	15



Metric Series Equal Elbow

Part Number	Tube O.D. (mm)
SS/ME-04	4
SS/ME-06	6
SS/ME-08	8
SS/ME-10	10
SS/ME-12	12
SS/ME-15	15



Metric Series Male Branch Tee - NPT

Part Number	Tube O.D. (mm)	Male Thread NPT
SS/MMBT-04-1/8	4	1/8
SS/MMBT-06-1/8	6	1/8
SS/MMBT-06-1/4	6	1/4
SS/MMBT-08-1/8	8	1/8
SS/MMBT-08-1/4	8	1/4
SS/MMBT-10-1/4	10	1/4
SS/MMBT-10-3/8	10	3/8
SS/MMBT-12-1/4	12	1/4
SS/MMBT-12-3/8	12	3/8
SS/MMBT-12-1/2	12	1/2
SS/MMBT-16-3/8	16	3/8
SS/MMBT-16-1/2	16	1/2
SS/MMBT-20-3/4	20	3/4



Metric Series Male Stud Elbow - BSPT

Part Number	Tube O.D. (mm)	Male Thread BSPT
SS/MME-04-1/8	4	1/8
SS/MME-04-1/4	4	1/4
SS/MME-06-1/8	6	1/8
SS/MME-06-1/4	6	1/4
SS/MME-06-3/8	6	3/8
SS/MME-06-1/2	6	1/2
SS/MME-08-1/8	8	1/8
SS/MME-08-1/4	8	1/4
SS/MME-08-3/8	8	3/8
SS/MME-08-1/2	8	1/2
SS/MME-10-1/8	10	1/8
SS/MME-10-1/4	10	1/4
SS/MME-10-3/8	10	3/8
SS/MME-10-1/2	10	1/2
SS/MME-12-1/8	12	1/8
SS/MME-12-1/4	12	1/4
SS/MME-12-3/8	12	3/8
SS/MME-12-1/2	12	1/2
SS/MME-12-3/4	12	3/4



Metric Series Male Run Tee - NPT

Part Number	Tube O.D. (mm)	Male Thread NPT
SS/MMRT-04-1/8	4	1/8
SS/MMRT-06-1/8	6	1/8
SS/MMRT-06-1/4	6	1/4
SS/MMRT-08-1/8	8	1/8
SS/MMRT-08-1/4	8	1/4
SS/MMRT-10-1/4	10	1/4
SS/MMRT-10-3/8	10	3/8
SS/MMRT-12-1/4	12	1/4
SS/MMRT-12-3/8	12	3/8
SS/MMRT-12-1/2	12	1/2



Metric Series Front Ferrule

Part Number	Tube O.D. (mm)
SS/MFF-04	4
SS/MFF-06	6
SS/MFF-08	8
SS/MFF-10	10
SS/MFF-12	12
SS/MFF-15	15



Metric Series Tube Plug

Part Number	Tube O.D. (mm)
SS/MTP-04	4
SS/MTP-06	6
SS/MTP-08	8
SS/MTP-10	10
SS/MTP-12	12
SS/MTP-15	15



Metric Series Back Ferrule

Part Number	Tube O.D. (mm)
SS/MBF-04	4
SS/MBF-06	6
SS/MBF-08	8
SS/MBF-10	10
SS/MBF-12	12
SS/MBF-15	15



Metric Series Tube Cap

Part Number	Tube O.D. (mm)
SS/MTC-04	4
SS/MTC-06	6
SS/MTC-08	8
SS/MTC-10	10
SS/MTC-12	12
SS/MTC-15	15



Metric Series Nut

Part Number	Tube O.D. (mm)
SS/MN-04	4
SS/MN-06	6
SS/MN-08	8
SS/MN-10	10
SS/MN-12	12
SS/MN-15	15



2.
6

Metric Series Cross Coupling



Part Number	Tube O.D. (mm)
SS/IMC-04	4
SS/IMC-06	6
SS/IMC-08	8
SS/IMC-10	10
SS/IMC-12	12
SS/IMC-15	15

Imperial Series Male Connector - NPT

2.6



Part Number	Tube O.D. (ins)	Male Thread NPT
SS/IMC-1/8-1/8NPT	1/8	1/8
SS/IMC-1/8-1/4NPT	1/8	1/4
SS/IMC-1/4-1/8NPT	1/4	1/8
SS/IMC-1/4-1/4NPT	1/4	1/4
SS/IMC-1/4-3/8NPT	1/4	3/8
SS/IMC-3/8-1/8NPT	3/8	1/8
SS/IMC-3/8-1/4NPT	3/8	1/4
SS/IMC-3/8-3/8NPT	3/8	3/8
SS/IMC-3/8-1/2NPT	3/8	1/2
SS/IMC-3/8-3/4NPT	3/8	3/4
SS/IMC-1/2-1/8NPT	1/2	1/8
SS/IMC-1/2-1/4NPT	1/2	1/4
SS/IMC-1/2-3/8NPT	1/2	3/8
SS/IMC-1/2-1/2NPT	1/2	1/2
SS/IMC-1/2-3/4NPT	1/2	3/4
SS/IMC-1/2-1NPT	1/2	1
SS/IMC-3/4-1/2NPT	3/4	1/2
SS/IMC-3/4-3/4NPT	3/4	3/4
SS/IMC-3/4-1NPT	3/4	1
SS/IMC-1-3/4NPT	1	3/4
SS/IMC-1-1NPT	1	1

Imperial Series Male Connector - BSPT



Part Number	Tube O.D. (ins)	Male Thread BSPT
SS/IMC-1/8-1/8	1/8	1/8
SS/IMC-1/8-1/4	1/8	1/4
SS/IMC-1/4-1/8	1/4	1/8
SS/IMC-1/4-1/4	1/4	1/4
SS/IMC-1/4-3/8	1/4	3/8
SS/IMC-1/4-1/2	1/4	1/2
SS/IMC-3/8-1/8	3/8	1/8
SS/IMC-3/8-1/4	3/8	1/4
SS/IMC-3/8-3/8	3/8	3/8
SS/IMC-3/8-1/2	3/8	1/2
SS/IMC-3/8-3/4	3/8	3/4
SS/IMC-1/2-1/8	1/2	1/8
SS/IMC-1/2-1/4	1/2	1/4
SS/IMC-1/2-3/8	1/2	3/8
SS/IMC-1/2-1/2	1/2	1/2
SS/IMC-1/2-3/4	1/2	3/4
SS/IMC-1/2-1	1/2	1
SS/IMC-3/4-1/2	3/4	1/2
SS/IMC-3/4-3/4	3/4	3/4
SS/IMC-3/4-1	3/4	1
SS/IMC-1-3/4	1	3/4
SS/IMC-1-1	1	1

Imperial Series Female Connector - NPT



Part Number	Tube O.D. (ins)	Female Thread (NPT)
SS/IFC-1/8-1/8	1/8	1/8
SS/IFC-1/8-1/4	1/8	1/4
SS/IFC-1/4-1/8	1/4	1/8
SS/IFC-1/4-1/4	1/4	1/4
SS/IFC-1/4-3/8	1/4	3/8
SS/IFC-1/4-1/2	1/4	1/2
SS/IFC-3/8-1/8	3/8	1/8
SS/IFC-3/8-1/4	3/8	1/4
SS/IFC-3/8-3/8	3/8	3/8
SS/IFC-3/8-1/2	3/8	1/2
SS/IFC-1/2-1/4	1/2	1/4
SS/IFC-1/2-3/8	1/2	3/8
SS/IFC-1/2-1/2	1/2	1/2
SS/IFC-1/2-3/4	1/2	3/4
SS/IFC-3/4-1/2	3/4	1/2
SS/IFC-3/4-3/4	3/4	3/4
SS/IFC-1-1	1	1

Imperial Series Reducer Adaptor



Part Number	Tube O.D. (ins)
SS/IRA-1/8-1/8	1/8 - 1/8
SS/IRA-1/8-1/4	1/8 - 1/4
SS/IRA-1/8-3/8	1/8 - 3/8
SS/IRA-1/8-1/2	1/8 - 1/2
SS/IRA-1/4-1/8	1/4 - 1/8
SS/IRA-1/4-1/4	1/4 - 1/4
SS/IRA-1/4-3/8	1/4 - 3/8
SS/IRA-1/4-1/2	1/4 - 1/2
SS/IRA-1/4-3/4	1/4 - 3/4
SS/IRA-3/8-1/4	3/8 - 1/4
SS/IRA-3/8-3/8	3/8 - 3/8
SS/IRA-3/8-1/2	3/8 - 1/2
SS/IRA-3/8-3/4	3/8 - 3/4
SS/IRA-1/2-1/4	1/2 - 1/4
SS/IRA-1/2-3/8	1/2 - 3/8
SS/IRA-1/2-1/2	1/2 - 1/2
SS/IRA-1/2-3/4	1/2 - 3/4
SS/IRA-1/2-1	1/2 - 1
SS/IRA-3/4-1/2	3/4 - 1/2
SS/IRA-3/4-1	3/4 - 1

Imperial Series Bulkhead Connector



Part Number	Tube O.D. (ins)
SS/IBH-1/8	1/8
SS/IBH-1/4	1/4
SS/IBH-3/8	3/8
SS/IBH-1/2	1/2
SS/IBH-3/4	3/4
SS/IBH-1	1

Rigid Tube and Couplings

TWIN FERRULE TUBE COUPLINGS

Imperial Series Straight Connector

Part Number	Tube O.D. (ins)
SS/ISC-1/8	1/8
SS/ISC-1/4	1/4
SS/ISC-3/8	3/8
SS/ISC-1/2	1/2
SS/ISC-3/4	3/4
SS/ISC-1	1



Imperial Series Tube Plug

Part Number	Tube O.D. (ins)
SS/I TP-1/8	1/8
SS/I TP-1/4	1/4
SS/I TP-3/8	3/8
SS/I TP-1/2	1/2
SS/I TP-3/4	3/4
SS/I TP-1	1



Imperial Series Reducing Connector

Part Number	Tube O.D. (ins)
SS/IRC-1/4-1/8	1/4 - 1/8
SS/IRC-3/8-1/8	3/8 - 1/8
SS/IRC-3/8-1/4	3/8 - 1/4
SS/IRC-1/2-1/8	1/2 - 1/8
SS/IRC-1/2-1/4	1/2 - 1/4
SS/IRC-1/2-3/8	1/2 - 3/8
SS/IRC-3/4-3/8	3/4 - 3/8
SS/IRC-3/4-1/2	3/4 - 1/2
SS/IRC-1-1/2	1 - 1/2
SS/IRC-1-3/4	1 - 3/4



Imperial Series Tube Cap

Part Number	Tube O.D. (ins)
SS/ITC-1/8	1/8
SS/ITC-1/4	1/4
SS/ITC-3/8	3/8
SS/ITC-1/2	1/2
SS/ITC-3/4	3/4
SS/ITC-1	1



Imperial Series Equal Tee Connector

Part Number	Tube O.D. (ins)
SS/IT-1/8	1/8
SS/IT-1/4	1/4
SS/IT-3/8	3/8
SS/IT-1/2	1/2
SS/IT-3/4	3/4
SS/IT-1	1



Imperial Series Equal Elbow

Part Number	Tube O.D. (ins)
SS/IE-1/8	1/8
SS/IE-1/4	1/4
SS/IE-3/8	3/8
SS/IE-1/2	1/2
SS/IE-3/4	3/4
SS/IE-1	1



Imperial Series Male Branch Tee - NPT

Part Number	Tube O.D. (ins)	Male Thread NPT
SS/IMBT-1/8-1/8	1/8	1/8
SS/IMBT-1/4-1/8	1/4	1/8
SS/IMBT-1/4-1/4	1/4	1/4
SS/IMBT-3/8-1/4	3/8	1/4
SS/IMBT-3/8-3/8	3/8	3/8
SS/IMBT-1/2-3/8	1/2	3/8
SS/IMBT-1/2-1/2	1/2	1/2
SS/IMBT-3/4-3/4	3/4	3/4



Imperial Series Male Stud Elbow - NPT

Part Number	Tube O.D. (ins)	Male Thread NPT
SS/IME-1/8-1/8	1/8	1/8
SS/IME-1/8-1/4	1/8	1/4
SS/IME-1/4-1/8	1/4	1/8
SS/IME-1/4-1/4	1/4	1/4
SS/IME-1/4-3/8	1/4	3/8
SS/IME-1/4-1/2	1/4	3/8
SS/IME-3/8-1/8	3/8	1/8
SS/IME-3/8-1/4	3/8	1/4
SS/IME-3/8-3/8	3/8	3/8
SS/IME-3/8-1/2	3/8	1/2
SS/IME-1/2-1/8	1/2	1/8
SS/IME-1/2-1/4	1/2	1/4
SS/IME-1/2-3/8	1/2	3/8
SS/IME-1/2-1/2	1/2	1/2
SS/IME-1/2-3/4	1/2	3/4
SS/IME-3/4-1/2	3/4	1/2
SS/IME-3/4-3/4	3/4	3/4
SS/IME-1-3/4	1	3/4
SS/IME-1-1	1	1



Imperial Series Male Run Tee - NPT

Part Number	Tube O.D. (ins)	Male Thread NPT
SS/IMRT-1/8-1/8	1/8	1/8
SS/IMRT-1/8-1/4	1/8	1/4
SS/IMRT-1/4-1/8	1/4	1/8
SS/IMRT-1/4-1/4	1/4	1/4
SS/IMRT-3/8-1/4	3/8	1/4
SS/IMRT-3/8-3/8	3/8	3/8
SS/IMRT-1/2-3/8	1/2	3/8
SS/IMRT-1/2-1/2	1/2	1/2
SS/IMRT-3/4-3/4	3/4	3/4



2.
6

Imperial Series Front Ferrule



Part Number	Tube O.D. (ins)
SS/IFF-1/8	1/8
SS/IFF-1/4	1/4
SS/IFF-3/8	3/8
SS/IFF-1/2	1/2
SS/IFF-3/4	3/4
SS/IFF-1	1

Imperial Series Back Ferrule



Part Number	Tube O.D. (ins)
SS/IBF-1/8	1/8
SS/IBF-1/4	1/4
SS/IBF-3/8	3/8
SS/IBF-1/2	1/2
SS/IBF-3/4	3/4
SS/IBF-1	1

Imperial Series Nut



Part Number	Tube O.D. (ins)
SS/IN-1/8	1/8
SS/IN-1/4	1/4
SS/IN-3/8	3/8
SS/IN-1/2	1/2
SS/IN-3/4	3/4
SS/IN-1	1

Imperial Series Cross Coupling



Part Number	Tube O.D. (ins)
SS/IC-1/8	1/8
SS/IC-1/4	1/4
SS/IC-3/8	3/8
SS/IC-1/2	1/2
SS/IC-3/4	3/4
SS/IC-1	1